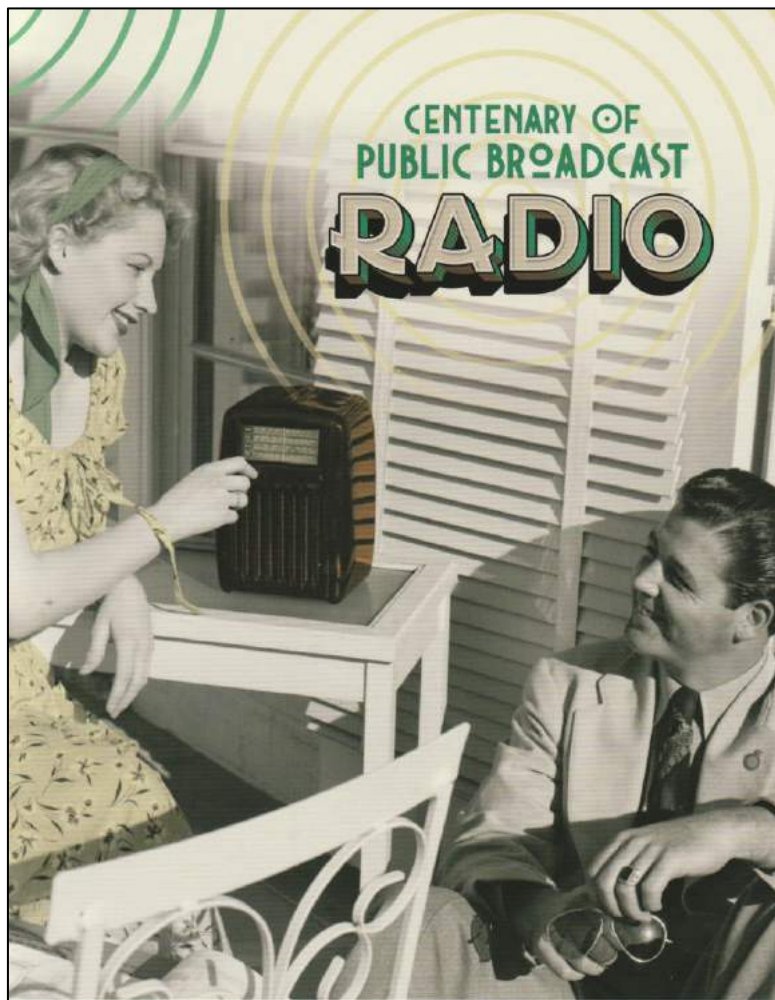




Volume 33 No. 3
December 2023
S.A. Group
Newsletter

Inside Story:



ABC Radio National and *Australia Post* both recently celebrated the Centenary of Broadcasting in Australia

Historical Radio Society of Australia Inc. – S.A. Group

Web Site: www.hrsasa.asn.au

All correspondence should be addressed to the Secretary, HRSA-SA Group, 2-13 Chester Street, Glenelg South, S.A. 5045.

Committee for 2023-24

President:	Graham Dicker	0414 323 099	pres@hrsasa.asn.au
Vice President:	Keith Ellison	0407 304 028	vicepres@hrsasa.asn.au
Secretary:	Ian Smyth	0488 488 776	sec@hrsasa.asn.au
Treasurer:	John Crawford	8344 4978	treas@hrsasa.asn.au
Public Relations:	Alan Taylor	0417 859 074	alantaylor47@bigpond.com
Committee Member:	Warren Lane	0400 272 556	warren@hrsasa.asn.au
Committee Member:	Peter Howard	0424 563 732	peter@hrsasa.asn.au
Committee Member:	Tony Bell	8269-4095	antony.k.bell@gmail.com

Co-Opted Additional Members/Responsibilities:

Shop Keeper:	VACANT		shop@hrsasa.asn.au
Valve Bank Manager:	John Crawford	8344 4978	vbm@hrsasa.asn.au
Newsletter Editor:	Ian Smyth	0488 488 776	sec@hrsasa.asn.au
Website Editor:	Ian Smyth	0488 488 776	sec@hrsasa.asn.au

Planned meetings for the next few months:

Wednesday 10 January 2024

12 noon for a 12:30pm start

MEMBERS LUNCHEON

Formerly known as the "Retirees Luncheon" it is open to all members, partners, and guests.

To be held at:

The Reeptom Hotel

273 Churchill Rd, Prospect, SA, 5082

Sunday 28th January

1:00pm to 3:30pm

FIXED PRICE SALE DAY

In January when the weather is often very hot, we have a "no-fuss" Sale Day. This is not an Auction but a chance for members to book a table and sell spare parts, duplicate radios, test equipment, books, and other items useful to other collectors.

You set your own selling prices. Please contact the Secretary to book your table now.

To be held at:

St. Cyprian's Church Hall

70, Melbourne Street, North Adelaide, SA, 5045

Sunday 25 February

1:00pm to 3:30pm

AMPLIFIERS DAY (1)

Designing and building one from scratch - Large or small - Anyone can do it!

This is an introduction to our "Amplifier Building Competition" which will be a big focus of our **100 Years of Broadcasting in SA** celebrations in 2024.

Participants will be guided through the process and assisted along the way. There will be a second Amplifiers Day to follow up later in the year.

To be held at:

St. Cyprian's Church Hall

70, Melbourne Street, North Adelaide, SA, 5045

Wednesday 6 March

12 noon for a 12:30pm start

MEMBERS LUNCHEON

Formerly known as the "Retirees Luncheon" it is open to all members, partners, and guests.

To be held at:

The Earl of Leicester Hotel

85 Leicester St. Parkside SA 5063

Sunday 24 March (*NOTE: 1 week early to avoid Easter Sunday on March 31*)

1:00pm to 3:30pm

HOME VISIT

We will be visiting the home of one of our members to view his collection and workshop facilities.

Details of the location will be issued to members as the date draws nearer.

To be held at:

To be advised.

Sunday 14 April (Extra meeting to main monthly program)

1:00pm to 3:30pm

Tutor Assistance Workshop

B.Y.O. project and get help. Three workstations will be set up in the hall, each with a very experienced member who will help you diagnose faults etc/ and guide you with restorations, repairs and/or new builds. Places limited to a max of 12 so contact the Secretary and book in now.

To be held at:

St. Cyprian's Church Hall

70, Melbourne Street, North Adelaide, SA, 5045

Sunday 28 April

1:00pm to 4:00pm (*NOTE: Tentative dates only*)

Visit to South Australian Aviation Museum

Several HRSASA members have connections with SAAM. We have a lot in common, hence this visit, and possibly, the start on an ongoing relationship between our two groups! More details to follow...

To be held at:

SA Aviation Museum

(New entrance & car park) 16 Bedford Street, Port Adelaide, SA, 5015

Wednesday 8 May

12 noon for a 12:30pm start

MEMBERS LUNCHEON

Formerly known as the "Retirees Luncheon" it is open to all members, partners, and guests.

To be held at:

The Reepham Hotel

273 Churchill Rd, Prospect, SA, 5082

Sunday 26 May

1:00pm to 4:00pm

AUCTION

This will be our first "regular" auction for the year. Members can book a table and sell up to 20 items each. Please contact the Secretary ASAP to book your table. Remember, you MUST be a current financial member to buy & sell at our Auction.

To be held at:

St. Cyprian's Church Hall

70, Melbourne Street, North Adelaide, SA, 5045

Sunday 30 June

10am to 5:00pm (*NOTE: Tentative event only*)

BUS TRIP & HOME VISIT

We're planning to visit one of our country members to check out his collection and workshop. This event is not yet confirmed but we will keep you informed as we progress.

To be held at:

Destination to be advised.

Wednesday 10 July

12 noon for a 12:30pm start

MEMBERS LUNCHEON

Formerly known as the "Retirees Luncheon" it is open to all members, partners, and guests.

To be held at:

The Reepham Hotel

273 Churchill Rd, Prospect, SA, 5082

Sunday 28 July

1:00pm to 4:00pm

AGM and AUCTION

As in previous years, we will be holding the AGM of the Association, including the election of Office Bearers for 2024-25. This will be followed by our second Auction for this year. Members can book a table and sell up to 20 items each. Please contact the Secretary ASAP to book your table. Remember, you MUST be a current financial member to buy & sell at our Auction.

To be held at:

St. Cyprian's Church Hall

70, Melbourne Street, North Adelaide, SA, 5045



THIRD REQUEST FOR HELP:

Yes – We **STILL** have an unclaimed radio!

While cleaning up St. Cyprian’s Church Hall on Sunday 30th July, after the AGM and Auction, we found that someone had left behind one of their purchases!!

This particular item cost our unknown buyer \$20.00

If it was you – please contact the Secretary, Ian Smyth on 0488-488-776 and let us know what it was. If your description matches our object, then we’d love to re-unite the two of you. If it is not claimed soon, it will be put into the January “Sale Day” and it will be sold again!

Table Bookings are now open for the January “Fixed Price Sale Day” and the May “Auction Day”:

SUNDAY, 28th January – 1:00pm to 4:00pm

As per the timetable above, the FIXED PRICE SALE DAY is open to all current financial members. This is an opportunity for members to seriously consider what they’ve got at home in the shed, or workshop that is cluttering up the place, or for those wishing to seriously downsize their collections. Sale Days are good because they allow YOU to set the prices for the items you wish to sell, rather than having to take the highest (or only) bid at an auction.

- You need to book a table in advance by contacting the Secretary, Ian Smyth on 0488-488-776, or by email at: sec@hrsasa.asn.au
- Each table should fit about 20 items, depending on size. Don’t make it too cluttered so shoppers can see easily what you are selling.
- Adding a description of the item (on a small poster etc/) so buyers can easily see the attractiveness of your item, it can be a big help.
- Chat with another member or friend about how much to charge if you’re not certain what an item might be worth. Make your prices realistic, but reasonable.

Sunday 26 May – 1:00pm to 4:00pm

Also, as per the timetable above, the May Auction will be the first of at least two to be held in 2024. Again, it is an opportunity to clear out the workshop or shed and get rid of duplicate items, spare parts, and other equipment that you no longer use.

- Please book your table well in advance by contacting the Secretary, Ian Smyth on 0488-488-776, or by email at sec@hrsasa.asn.au
- A maximum of 20 items per table will be accepted.
- Please consider bundling items together, rather than have lots of individual similar items. This is especially important with magazines and books, eg/ Magazines in year group, or title bundles, and trays of spare parts.
- You MUST be (for legal purposes) a current financial member of the HRSASA to take part as either a buyer, or a seller at our Sale Days and Auctions.

In Summary – Regarding Sale Days and Auctions:

- Every year we get complaints from members that items sold at an HRSASA Auction can be seen a few days later, for sale on EBay, and/or Gumtree, at higher prices than were at our Auction. Members are reminded that our Auctions and Sale Days are FOR THE BENEFIT OF MEMBERS AND THEIR HOBBY and are not for personal gain. This kind of activity goes against the original spirit of why this association was formed and is why we have had some long-standing members resign their membership in protest.
- If an item is purchased at an HRSASA Sale Day or Auction and it is then restored, or modified, or has value added to it by that member, and THEN it is sold online, then most of us have no problem with that because by adding value to it, you have fulfilled one of the objectives of the Association, preserving our radio history. We are also legally registered as a “not for profit” organisation. That goes for both the Association, AND its individual members.

Wanted to Buy, Sell, or Exchange

Are you looking for a hard-to-get part? A strange knob, or a replacement coil? Have an item that you'd like to sell? Why not place a free, classified advertisement on our website? Go to the TRADING POST page of our website at: <https://hrsasa.asn.au/page-16/> and have a look at what's on offer right now and help a fellow member. It changes frequently. *Why not make use of this resource yourself?*

You could also place a free classified advertisement in the "yellow pages" section of our National HRSAs Magazine "Radio Waves" and reach an Australia-wide audience. Just contact the Editor, Ian Batty on 0402 736 527 or send it in by email to: ianbatty311@gmail.com

PHOTO GALLERY:

From our HRSASA Meeting in November: (Photos by courtesy of Stephen Parker.)

Graham Dicker (with assistance from the HRSASA Valve Bank Team) led a presentation and discussion about valves, valve types including hints and tips about valve recognition, and valve substitution. We even had time to run a Valve Quiz, then do some testing of valves brought from home by members, using 3 different valve testing machines.



Above: The gathered throng during Graham's introduction.



Above: Graham's question "What valve is that?" as members recognise valve shapes, sizes and designs – for various functions



Above: The FUNKE model W20 (Germany, 1955) Valve tester from the HRSASA Valve Bank. This was the late Duncan McDonald's favourite machine! Note on the left, the blue cardboard "punch cards" that are used to calibrate the machine to test each individual valve type.



Above: The Lafayette model TE50 (USA, 1961) described as a tube tester rather than a valve tester!



Above: A ROLA branded single-base, very specific tester for audio valves, EL34, 6L6, 6V6, KT66, and CV4060.



Above: Graham held a quiz for participants to help further their familiarity with different valves!



Above: The 1954 Australian-made MULLARD model CT80/1/3 (or CTA 20) was a top-of-the range valve tester by the people who make the valves! Almost all valve testers usually require the manual setting of a number of switches and dials appropriately for each valve. However this tester uses a large set of punched cards which automatically program the tester for a particular valve.



Above: The Mullard with the punch card in place above the test sockets,



Above: Members testing a few of their valves brought from home.



AZTRONICS – RELOCATED AND NOW OPEN

HRSA-SA Group Valve Bank:

The SA Group Valve Bank, containing our stock of over 20,000 valves has been relocated from the old AZTRONICS Store where it has been since February/March 2015.

Entry to the new shop is via Frederick Street.



Note the Google Maps distortion of the spelling?

The new AZTRONICS Store, is located right next door in the red brick building. However, there is not enough room to house the whole collection and provide us with a room where we can sort and test the valves we sell.

AZTRONICS will continue to be our “retail outlet” (and point of collection) for valve sales to members and the public. The stock held at the shop will be topped up from the reserve stock that is now being sorted and collated at a couple of different locations.

Did You Know??

Did you know that there was once a thing called Pink Bakelite??

Recently one of our members, Peter Howard, was on holiday in Victoria and having a good nose for a bargain, he spotted this mottled pink Bakelite STC “Waterfall” (1948) radio for sale at the **Tyabb Antique Markets** for \$998.00



Peter was VERY keen, and got the dealer down to \$800.00..... but like many of us, had second thoughts! Over the following 24 hours, Peter and Ian Smyth swapped notes and discovered that pink Bakelite WAS in fact, made in Australia, (clearly by STC's cabinet supplier) but also, was used for pink Bakelite lampshades, serviettes, bracelets and even a hand-held ladies hair dryer from the 1950's.

Apparently, it was VERY difficult to make, and did not really take off in the marketplace when used for other than "feminine appeal" objects. But you'd have to agree with us that this STC radio is a really striking object!



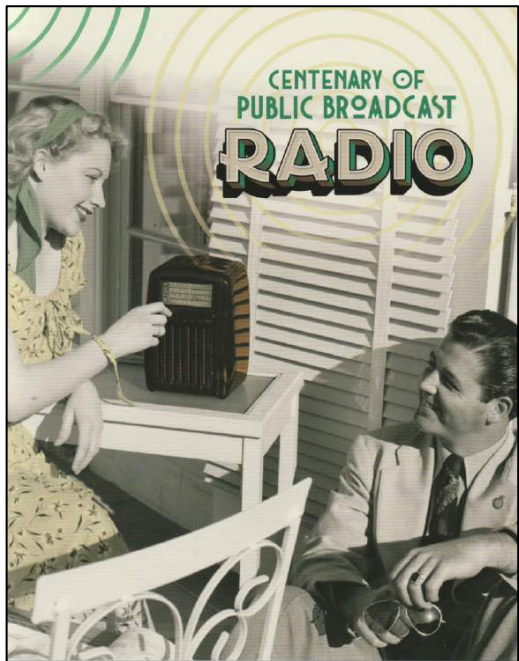
Cover Story:

On November 23rd, 2023, *ABC Radio National* and *Australia Post* both celebrated the Centenary of Broadcasting in Australia, and the issue of a Commemorative Stamp.

That first licensed radio broadcast in Australia occurred on 23 November 1923, when Sydney station 2SB went to air with a broadcast of *The Swan* from Camille Saint-Saëns' "*The Carnival of the Animals*".

Radio National and *Australia Post* were celebrating the National Centenary, being where broadcasting first began in this country. The coverage on Radio National was extensive. When visiting the Glenelg Post Office here in Adelaide last week, I noticed that a special commemorative stamp has been issued to celebrate this occasion.





Above: Front cover of the commemorative stamp folder



Above: Inside page showing \$12 worth of stamps that you can use, with a graphic background of a Broadcast Listener's License.



Above: Inside page with historic photo of a family gathered around the Console radio in the living room.



Above: Back cover of the folder which explains the licensing system for listeners and more of the history of the early days of radio.



An ABC Podcast worth listening to....

There is an ABC radio podcast series called “**The History Listen**” which you can find on the **ABC LISTEN App**

Two recent episodes are stories about radio – “Listening to ghosts” and “Keep them guessing” that we would highly recommend to all HRSASA members.



To mark 100 years since the ABC station Radio National began broadcasting, these two stories are about the medium of radio.

In the past, radio was seen as the most ephemeral of all media or art-forms. It's invisible, it passes by the ear and is gone, yet radio can leave deep sound-prints: memories of listening which can reverberate over decades.

And long before Meta, X, Insta and YouTube, radio was creating social networks and imagined communities of people who might never meet, but who shared a routine of daily listening, or a secret world of music and sound.

It's the '*present tense of radio*' that made our experience of listening so immediate and, sometimes, so powerful. But what happens when that present tense disappears when technology frees us from the tyranny of appointment listening? Podcasting has revived that experience – but listening in your own time.

Join writer and audio producer Tom Morton, along with a bunch of listeners, as they summon up those spectral memories of the crackling ether. Thanks to David Toop, Virginia Madsen, and our listeners, for sharing their memories of listening. *This episode was first broadcast in 2009, on the cusp of the podcasting revolution.* Go to: <https://www.abc.net.au/listen/programs/hindsight/listening-to-ghosts/3658762>



Component Corner

Many new members are probably wondering where to obtain components and valves. The following is a list in order of preference:

HRSA-SA Group Shop: We are working towards a new arrangement for our store. In the meantime, contact our Secretary, Ian Smyth on 0488-488-776 to enquire, or place an order. Ian's email address is:

sec@hrsasa.asn.au

AZTRONICS, 170 Sturt Street, Adelaide. Houses the HRSA-SA Group valve bank and modern components. They will source components for members. Great supporters of the HRSASA.

HRSA Melbourne (see *Radio Waves*) Houses the Victorian HRSA valve bank and odd passive components and kits, plus resource books written especially for members.

WES Components, Sydney. The catalogue is viewable on-line, and orders can be placed through the Shop Keeper/Secretary, as the SA Group has an account, through which we get "trade discount". Go to:

<https://www.wes.com.au> to see all their products.

PHOTO GALLERY:

From our HRSASA Christmas Lunch, held on December 16 at the Maid of Auckland Hotel, Edwardstown

- Photos by courtesy of Stephen Parker.



Above: Lots of good food, good conversation and good company was enjoyed by all the participants. It was especially good to have so many wives and partners in attendance with us so we could publicly acknowledge their support with our hobby!

Technical Safety Tips:

Build Yourself a Light Bulb Tester for Old Radios

There are precautions that should be made when powering up an early **power transformer** operated radio or transformer powered piece of equipment. Electronic devices that have not been used in years have been doing more than just sitting gathering dust. Chances are the filter condensers (capacitors) have deteriorated to the point where they are shorted or very close to being a "short circuit". Applying power to them for the first time in many years can be catastrophic. Few of these old radios (and this applies to old TV's as well) have no fuse protection. When something shorts out (such as a filter capacitor), something's going to smoke or burn out. This can happen very suddenly, or it can take a few moments.

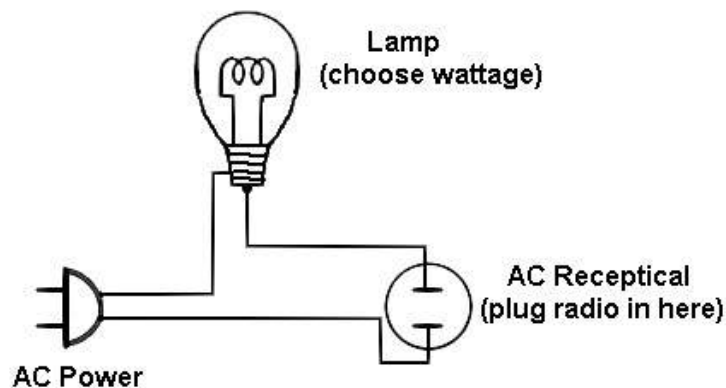
Here's what can happen when you apply power to an old electronic instrument that's been sitting around for years:

- If you're lucky, nothing will happen. It will simply be dead for a variety of reasons.
- If you are extremely lucky, it may even work, but don't count on it working for long.
- What will likely happen when powered up, you'll hear a loud pop/hum. The reason? The filter condensers are faulty, if you leave it on there's a good chance that the hum will increase, and something will smoke or burn up.
- If you are very unlucky, it might make a loud pop or immediately go up in smoke with no hum or warning at all.
- If the instrument does come on and "sort of" works and has not been in use recently or has not been restored, there's still a good chance that one of the above scenarios will soon take place.

Here's what you can do to protect that old keepsake or restoration project from going up in smoke:

First make a simple test fixture like described below:

Below is a diagram of a simple device you can make that will enable you to power up your radio without destroying the power transformer or causing damage. You will need to be able to make this simple test jig using a light bulb, lamp socket and AC receptacle. If you are not capable of doing this, we suggest that you find someone who is and have them check out your radio, so you do not cause irreparable damage.



If you can determine the power consumption of the radio (this is often on the model or ID plate/sticker). Choose a lamp of a wattage size that is equal or slightly higher than the radio's power consumption. Example, the radio draws 85 - 90 watts, use a 100-watt incandescent lamp. (Do not use an LED lamp or a fluorescent lamp.)

If you can't determine the power rating, choose a lamp of the proper size from the chart below:

No of tubes the radios has - Lamp Size (watts)

5 -6	50 - 75
7- 8	75 - 100
9 -10	100 - 150
11 - 15	150 - 200

The lamp will be in series with the radio under test, if the radio has a short circuit or draws more current than it was designed to do, the lamp will work as overload protection and draw the excess power. On the other hand, the radio cannot function properly with the lamp in place as it will be operating below its normal voltage requirements.

Now for the test. After choosing the lamp size, remove the rectifier tube (usually a #80, 5Y3, 5Y4, 5V4 or some other tube # beginning with "5"). Now plug the set into the test jig's socket and turn it on. The lamp should not glow or glow very dim. If the lamp glows bright at this point, either you are using a lamp of too low wattage, or the radio has a serious short. Do not proceed any further until you can or have someone resolve the short circuit problem.

If the bulb does not glow or glows very dim, proceed to the next step by plugging the rectifier tube back in its socket. Observe this tube and the lamp, should the lamp glow bright or the tube glow purple or arc inside the glass, this is not normal, stop the test and seek technical assistance. This could be a faulty tube or internal short in the radio. If the tube glows normal, the lamp should increase a bit in brightness, and you may start to hear a slight hum from the radio within a few minutes (give it time to warm up).

If after a few minutes you start to hear a hum that's getting louder and the bulb starts to glow much brighter, this is an indication that all is well with the power transformer, but the filter capacitors (condensers) are faulty. It's rare that they would not be faulty after not being used for a long time.

If you hear no or very little hum and the lamp is dim, chances are that it will now be safe to now apply full power to the radio by removing the plug from the test fixture and plugging the radio directly into the wall receptacle. Do so carefully while observing the rectifier tube. Should a loud hum develop or the rectifier tube arc, flash or glow purple inside the glass, immediately remove the power, cease any further test and find a knowledgeable technician.

The above info is meant for the novice radio enthusiast or non-technical person to help them determine the condition of an old radio's power supply.

We do not suggest or recommend using an old radio for music or entertainment unless it has been properly electronically restored and fused for safe operation. Once a proper restoration has been done and the power circuits have been fused for short circuit protection, these old radios can be a wonderful source for great sound of the good old music being played in most areas on stations that has the "Music of Your Life" format. You can even add a Bluetooth connection and stream your favourite music to it from your mobile phone.



Left: This is the deluxe version with an extra switch fitted so that the lamp can be bypassed when ready and go straight to mains supply.

Right: View from underneath to show wiring. A base plate was added later.



HRSA-SA Group - Amateur Radio Call-Back Network



In 2020, when our HRSA-SA Group was unable to hold meetings due to Covid-19, a small group of licensed radio amateurs decided to hold a local call-back net.

The first broadcast was on the 26th of April 2020. Although the ban on meetings was soon lifted, the broadcasts have continued and as we approach the completion of our third year, we have had over 147 broadcasts.

While the aim is primarily for HRSA members, non-members are also welcome, the more the merrier. The group has a small band of listeners who either do not have the required licence or do not have transmitting facilities. Topics generally centre around historic radio, or activities coming at HRSA events, plus a range of widely varying content, can be heard.

For those licenced amateurs and those that would like to listen to the broadcast and have the correct facilities the details are:

Wednesday Nights (each week) – Starting at 2000 hrs.

On VK5RAD repeater (Crafers) on 147.0 MHz. (Note: We will remain with the Crafers repeater until the Houghton repeater is fully upgraded and operational.)

There are generally two full rounds and a quick “wrap-up” round.

New participants are most welcome.

So why not tune in and listen, or join in the conversation?