

1991 **2021**



Volume 31 No. 6
June 2022

S.A. Group
Newsletter

**This is a piece of Australian Military history. Is it a telephone, a radio, or both?
What else does it do? Where did it come from?**



Inside: Find out a little more about where this well-preserved piece of Military history comes from. - Photo: Stephen Parker

Historical Radio Society of Australia Inc. – S.A. Group

Web Site: www.hrsasa.asn.au

All correspondence should be addressed to the Secretary, HRSA-SA Group, 2-13 Chester Street, Glenelg South, S.A. 5045.

Committee for 2021-22

President:	Graham Dicker	0414 323 099	pres@hrsasa.asn.au
Vice President:	Keith Ellison	0407 304 028	vicepres@hrsasa.asn.au
Secretary:	Ian Smyth	0488 488 776	sec@hrsasa.asn.au
Treasurer:	John Crawford	8344 4978	treas@hrsasa.asn.au
Public Relations:	Alan Taylor	0417 859 074	alantaylor47@bigpond.com
Committee Member:	Warren Lane	0400 272 556	warren.lane@internode.on.net
Committee Member:	Peter Howard	0424 563 732	peterhoward2012@gmail.com
Committee Member:	Tony Bell	8269 4092	antony.k.bell@gmail.com

Planned Meetings for the Remainder of the Year (all are tentative due to Covid-19)

Sunday 26th June

1:00pm to 3:30pm

WOODEN RADIO RESTORATION (Part 2)

Our Member, Peter Howard will lead us through his professional methods of stripping, sanding, repairing veneers and French polishing techniques

- *St Cyprian Church Hall, 70, Melbourne Street, North Adelaide, SA, 5007*

Wednesday 13th July

12 Noon (for a 12:30 start)

MEMBER'S LUNCHEON

Formerly known as the "Retirees" Luncheon, it is open to non-retirees and partners of members

- *The Reepham Hotel, 273 Churchill Road, Prospect, SA, 5082*

Sunday 31st July

1:00pm to 4:00pm

AGM and AUCTION

AGM and election of Office bearers for 2022-23 followed by a regular club Auction

- *St Cyprian Church Hall, 70, Melbourne Street, North Adelaide, SA, 5007*

Sunday 28th August

1:00pm to 3:30pm

EDDYSTONE TRANSCEIVERS - "SHOW & TELL" -

PLUS A BOOK SALE

Members who have any model of Eddystone are invited to bring them along and talk about their history, restoration and performance.

- *St Cyprian Church Hall, 70, Melbourne Street, North Adelaide, SA, 5007*

Wednesday 14 September

12noon (for 12:30pm start)

MEMBER'S LUNCHEON

Formerly known as the "Retirees" Luncheon, it is open to non-retirees and partners of members

- *The Earl of Leicester Hotel, 85 Leicester Street, Parkside, SA, 5063*

Sunday 25th September

1:00pm to 3:30pm

AUDIOPHILES DAY - HOME VISIT

This meeting is the re-scheduled visit to Warren Lane's home that was postponed from last year.

- *The address will be given directly to members closer to the date.*

Sunday 30th October

1:00pm to 4:00pm

CLUB AUCTION

Members wishing to book a table (max. 20 items) please contact the Secretary in advance.

- St Cyprian Church Hall, 70, Melbourne Street,
North Adelaide, SA, 5007

Wednesday 12th November

12 Noon (for a 12:30 start)

MEMBER'S LUNCHEON

Formerly known as the "Retirees" Luncheon, it is open to non-retirees and partners of members

- The Reepham Hotel, 273 Churchill Road,
Prospect, SA, 5082

Sunday 27th November

1:00pm to 3:30pm

**"ASTOR" BRAND RADIOS - "SHOW & TELL" -
PLUS A BOOK SALE**

Members who have any model of ASTOR Radio are invited to bring them along and talk about their history, restoration and performance

- St Cyprian Church Hall, 70, Melbourne Street,
North Adelaide, SA, 5007

Saturday 10th December

12 noon (for a 12:30 start)

CHRISTMAS LUNCH

Our annual Christmas Luncheon - Wives and partners are very welcome to attend

- The "Maid of Auckland" Hotel, 926, South Road,
Edwardstown, SA, 5039



Rare illustration of the first man who perfected the technique for lobbing a string over a tree.

Ham radio operators are deeply indebted to him for his technological innovation



Ham operator illustrating a variation of the technique.

He is taking a few practice shots before attempting to lob a rope over a tree to install his dipole.

Wanted to Buy, Sell or Exchange

Are you looking for a hard-to-get part? A strange knob, or a replacement coil? Have an item that you'd like to sell? Why not place a free, classified advertisement on our website? Go to the TRADING POST page of our website at: <https://hrsasa.asn.au/page-16/> and have a look at what's on offer right now and help a fellow member. It changes frequently. *Why not make use of this resource yourself?*


President's "Banter"!

"Why there should be an IQ test before people are sold a soldering iron. "

From our President, Graham Dicker.



Having spent a great deal of my life restoring things that would otherwise end up as landfill I thought it prudent to share some of my restoration projects with the membership. The Harrison console story last month gives one extreme, but I have a few other extremes in my life as well. Here is another one for your enjoyment, or not!




When I received it from the customer it had no pots or RCA sockets, and the DC umbilical cord had the two chassis mount sockets removed from the preamp and power supply racks just chopped off. In its place were odd lengths of tinned copper wire in Teflon tubing permanently hand soldered between racks - just rough.


This is the story of the restoration of an **Audio Research SP10 preamp** that was purchased on eBay by a customer as *"Not working - parts only"*, that was an understatement to say the least!!!!



Now these preamps are highly sought-after and restored ones cost mega dollars.




Inside the rack units as can be seen from the photo's chunks of PCB traces were removed with a Dremel tool and haphazardly replaced with TCW and Teflon in a rat's nest format by someone unknown who charged \$10,000 for the modification to supposedly rewire the preamp point to point with silver wire to improve the sonics and shorten the audio path.



Well - it never worked, and the first 200 hours of the restoration was to replace with hand cut pieces of copper, the Dremel cut tracks, and remove the TCW. The next 200 hours was to fault find all the man-made faults as a result thereof.



Add another 100 hours to replace and rewire all the missing RCA sockets and pots, then lastly replace a few noisy valve sockets, replace the umbilical cord connectors, extend and heat-shrink the cables, re-valve and test the entire preamp.



All up over 450 hours as a project, the worst thing this unit is not alone to this form of butchery, (A few years later I received a **LEAK Varislope** preamp that had the same treatment and worse! Valve sockets had been removed and valves were soldered directly onto the PCB.)



Someone needs to stop this person committing anymore carnage and giving the radio/audio industry a bad name. Back to the heading, anyone in Australia can set up a business repairing and modifying electronic equipment without any qualifications and call themselves a golden eared GURU! At least there should be an IQ test or an old-fashioned trade test!!!! This does not take away from HRSA members that are practicing, well-meaning hobbyists.



Graham Dicker
President HRSA-SA

Component Corner

Many new members are probably wondering where to obtain components and valves. The following is a list in order of preference:

HRSA-SA Group Shop, We are working towards a publishable catalogue. Contact our Shopkeeper, Rob Olding on 0422-096-341 to enquire, or place an order.

AZTRONICS, 170 Sturt Street, Adelaide. Houses the HRSA-SA Group valve bank and modern components. Will source components for members. Great supporters of the HRSASA.

HRSA Melbourne (see *Radio Waves*) Houses the HRSA valve bank and odd passive components and kits, plus resource books written especially for members.

WES Components, Sydney. The catalogue is viewable on-line, and orders can be placed through the Shop Keeper or Secretary, as the SA Group has an account, through which we get “trade discount”.

Did you know about UNESCO “World Radio Day”?

February 13th every year is World Radio Day, which celebrates the radio as a way of educating people, providing information, and promoting freedom of expression across cultures.



Vintage radios that served their purpose during times of peace and war.

Celebrate World Radio Day - Each year the United Nations Educational, Scientific, and Cultural Organization (UNESCO) celebrates World Radio Day by planning activities with broadcasters, organisations, and communities around the world. Radio Day is a global observance and not a public holiday.

About World Radio Day - Despite being over 100 years old, the radio is still one of the most popular ways to exchange information, provide social interchange, and educate people all over the world. It can save lives during natural or human-made disasters, and it gives journalists a platform to report facts and tell their stories. The first World Radio Day was officially celebrated in 2012.

Why don't we do something to mark the day on Monday February 13th in 2023?

Photo Gallery: Recent HRSA-SA activity.

Our Home Visit meeting on Sunday 29th May was held at the farm of Phil Flaherty (VK5NPP) and Cathy Brown. Their property is close to the airport at Goolwa on the South Coast, where Phil has established his fantastic “Radio Shack” and Cathy has established her “working dog” training, and equestrian centre facilities on their 26-acre farm.

We had 42 people in attendance with Members, partners, and families ready for a big day out in perfect weather. All of us were treated to a BBQ lunch (thanks to the club) and a detailed tour of Phil’s amazing collection of WWII radios and transceivers, most of which are fully restored and functioning on-line every week through the various amateur radio groups that Phil belongs to.



Main section of the crowd enjoying BBQ – Photo: Tony Bell



Phil and Cathy (our hosts) with Ian – Photo: Tony Bell

Phil’s collection mostly covers WWII Military equipment, mainly items rescued from US and Australian military aircraft. On the wall above many of his restored radios there is a photo of the aircraft from which it came. The radio shack also houses some of Cathy’s horse-riding equipment and showcases many of the awards won by her working dogs.



Part of Phil’s antenna array on the roof of his radio shack – Photo: Stephen Parker



Transmitter from a WWII, USAF “Liberator” bomber – Photo: Stephen Parker



*Left side of main bench with receiver/transmitter pairs –
Photo: Stephen Parker*



*Right side of main bench with yet more sets – Photo: Stephen
Parker*



*Australian-made Transceiver Model 108 Mark II being bench
tested – Photo: Stephen Parker*



*Another Model 108, with different dial, showing batteries –
Photo: Stephen Parker*



*Cathy working one of her dogs. The rake is used to teach the
dog which direction to run – Photo: Stephen Parker*



*Cathy working with an older, experienced dog – Photo:
Stephen Parker*

It was a great day and a such a privilege to enjoy Phil and Cathy's hospitality and to see their range of very diverse skills in action. It was also the first time in years that we have included families in an activity other than Christmas Lunch! It was such a success that we must do so again.

...oooOOooo...